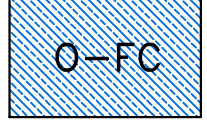
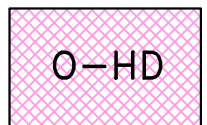








# TOWNSHIP OF LOWER MORELAND, MONTGOMERY COUNTY, PA OFFICIAL ZONING MAP - PART B: OVERLAY ZONING DISTRICTS

## OVERLAY ZONING DISTRICT LEGEND

-  O-FC FLOOD CONSERVATION OVERLAY
-  O-HD HISTORIC DISTRICT OVERLAY
-  O-TOD TRANSIT ORIENTED DEVELOPMENT OVERLAY
-  O-AP AIRPORT OVERLAY

## OVERLAY MAP LEGEND

-  COUNTY BOUNDARY
-  TOWNSHIP / BOROUGH BOUNDARY
-  RAIL LINE CENTERLINE
-  WATER COURSE LIMIT

APPROVED BY THE LOWER MORELAND TOWNSHIP BOARD OF COMMISSIONERS

EFFECTIVE \_\_\_\_\_

\_\_\_\_\_  
President

\_\_\_\_\_  
Township Manager

## OVERLAY MAP NOTES

1. BASE PARCEL AND ROADWAY INFORMATION PROVIDED BY MONTGOMERY COUNTY PLANNING COMMISSION, GIS BASE MAPPING, MARCH 2009.
2. EXISTING FEATURES (RAIL LINES, WATER FEATURES) OBTAINED FROM U.S.G.S. HATFIELD, PA & FRANKFORD, PA QUADRANGLES.
3. OVERLAY ZONING DISTRICT BOUNDARIES EXTEND TO THE CENTERLINE OF ADJACENT ROADS.
4. THE BOUNDARIES OF THE O-FC ARE PROVIDED FOR REFERENCE PURPOSES ONLY. APPLICANTS SHALL REFER TO THE FLOOD INSURANCE STUDY (FIS) FOR THE TOWNSHIP OF LOWER MORELAND, MONTGOMERY COUNTY, PENNSYLVANIA, AS PREPARED BY FEMA, DATED MARCH 2, 1998, AND THE ACCOMPANYING MAPS, OR THE MOST RECENT VERSION THEREOF AS ISSUED BY FEMA. ADDITIONALLY, THE BOUNDARIES OF THE O-FC ALSO INCLUDE THOSE AREAS DELINEATED AS ALLUVIAL SOILS BY THE MONTGOMERY COUNTY SOIL SURVEY.
5. THE BOUNDARIES OF THE O-HC ARE PROVIDED FOR REFERENCE PURPOSES AND ARE BASED ON THE "LIMITS OF HISTORICAL DISTRICT" MAP PREPARED BY JOHN E. DOWNS, LOWER MORELAND TOWNSHIP ENGINEER, AND ADOPTED BY THE LOWER MORELAND TOWNSHIP BOARD OF COMMISSIONERS ON APRIL 17, 1991. APPLICANTS SHALL REFER TO THE MOST RECENT VERSION OF THE "LIMITS OF HISTORICAL DISTRICT MAP" AVAILABLE AT THE LOWER MORELAND TOWNSHIP OFFICE TO CONFIRM THE LOCATION OF THEIR PROPERTY RELATIVE TO THE HISTORIC DISTRICT BOUNDARIES.

APRIL 9, 2014



MAP PREPARED BY:

**RETTEW** RETTEW Associates, Inc.  
3020 Columbia Ave., Lancaster, PA 17603  
Phone (717) 394-3721 • Fax (717) 394-1063  
Email: rettew@rettew.com  
Website: www.rettew.com

